

Title 1 Parent Satisfaction Survey, 2011



1. Please read each statement below, and indicate how much you agree or disagree.













	Strongly Agree	Agree	Disagree	Strongly Disagree	N/A	Rating Average	Response Count
My school has high expectations for student achievement.	55.4% (139)	43.4% (109)	1.2% (3)	0.0% (0)	0.0% (0)	1.46	251
I understand the curriculum/academic requirements for my child's grade level.	47.8% (121)	49.8% (126)	2.4% (6)	0.0% (0)	0.0% (0)	1.55	253
I am informed on a regular basis about my child's academic progress.	55.6% (140)	42.5% (107)	2.0% (5)	0.0% (0)	0.0% (0)	1.46	252
I use SmartWeb as a way of checking my student's academic progress and performance.(Applies only to middle and high school students.)	9.5% (23)	15.7% (38)	6.6% (16)	2.1% (5)	66.1% (160)	2.04	242
I am informed about the Title I program at my child's school and the required Title I parent notifications such as the Parent Involvement Plan and Compact.	27.0% (68)	49.2% (124)	11.9% (30)	3.6% (9)	8.3% (21)	1.91	252
I have the opportunity to provide input in the decision making process regarding parent programs and funding at my child's school and district.	25.8% (65)	51.2% (129)	15.5% (39)	2.4% (6)	5.2% (13)	1.94	252
I have been informed of opportunities to participate in the school, such as PTO, School Council or Parent Action Team.	46.6% (118)	49.0% (124)	2.8% (7)	0.8% (2)	0.8% (2)	1.57	253
I am comfortable talking with administrators,teachers,and staff members at my child's school.	60.9% (154)	38.3% (97)	0.8% (2)	0.0% (0)	0.0% (0)	1.40	253
School administrators and teachers welcome parental involvement and volunteerism.	58.3% (147)	40.1% (101)	0.4% (1)	0.4% (1)	0.8% (2)	1.42	252

Overall, I feel I am welcomed in my child's school.	65.5% (165)	32.1% (81)	2.0% (5)	0.4% (1)	0.0% (0)	1.37	252
My child's school offers workshops or activities that educate/inform parents about the curriculum and educational goals.	40.8% (102)	48.8% (122)	6.4% (16)	0.8% (2)	3.2% (8)	1.66	250
I am informed in a timely manner about parent activities and events.	40.3% (102)	53.0% (134)	6.3% (16)	0.4% (1)	0.0% (0)	1.67	253
Parent activities and workshops are offered at various times.	32.4% (81)	53.6% (134)	10.0% (25)	1.2% (3)	2.8% (7)	1.79	250
The parent activities and opportunities are useful and beneficial.	34.1% (85)	55.8% (139)	3.2% (8)	0.4% (1)	6.4% (16)	1.68	249
My child's school provides various activities/events that allow me to volunteer my time and services.	40.6% (102)	53.8% (135)	2.4% (6)	0.0% (0)	3.2% (8)	1.60	251
I am aware of the Parent Resource/Information Center in my child's school.	31.2% (78)	47.6% (119)	16.0% (40)	2.8% (7)	2.4% (6)	1.90	250
I am familiar with the system-wide "Be There" campaign for parental involvement.	21.8% (54)	33.5% (83)	33.1% (82)	4.4% (11)	7.3% (18)	2.22	248
answered question							253
skipped question							0


2. How do you think family/parent involvement can be improved at your child's school or at the district level?

Response Count
60
answered question
60
skipped question
193

3. I would benefit from additional workshops in: (Check all that apply.)

		Response Percent	Response Count
Record of Progress (K,1,2,3)		26.0%	38
Standards-Based Classrooms		16.4%	24
SmartWeb Grading System		36.3%	53
Subject Area Workshops (Math, Language Arts, Science, Social Studies)		29.5%	43
Assessments (CRCT, High School Graduation Test, End-of-Course Tests)		24.7%	36
English Language Learners		8.2%	12
Helping with Homework		43.2%	63
Computers and Technology		20.5%	30
Adult Literacy and GED		8.9%	13
Community Resources		18.5%	27
Parenting Skills		21.9%	32
School Volunteering		13.7%	20
	Other (please specify)		8
		answered question	146
		skipped question	107

4. Please select the Title I school your child attends.

		Response Percent	Response Count
Centerville Elementary		0.0%	0
Eagle Springs Elementary		100.0%	253
Kings Chapel Elementary		0.0%	0
Lindsey Elementary		0.0%	0
Linwood Elementary		0.0%	0
Miller Elementary		0.0%	0
Morningside Elementary		0.0%	0
Northside Elementary		0.0%	0
Parkwood Elementary		0.0%	0
Perry Primary		0.0%	0
Russell Elementary		0.0%	0
Shirley Hills Elementary		0.0%	0
Pearl Stephens Elementary		0.0%	0
Tucker Elementary		0.0%	0
Westside Elementary		0.0%	0
Huntington Middle		0.0%	0
Northside Middle		0.0%	0
Perry Middle		0.0%	0
Thomson Middle		0.0%	0
Warner Robins Middle		0.0%	0
Northside High		0.0%	0
Warner Robins High		0.0%	0
Perry High		0.0%	0

answered question

253

skipped question

0