

Title 1 Parent Satisfaction Survey, 2011



1. Please read each statement below, and indicate how much you agree or disagree.

	Strongly Agree	Agree	Disagree	Strongly Disagree	N/A	Rating Average	Response Count
My school has high expectations for student achievement.	50.2% (126)	45.4% (114)	2.4% (6)	0.0% (0)	2.0% (5)	1.51	251
I understand the curriculum/academic requirements for my child's grade level.	38.5% (97)	56.7% (143)	4.0% (10)	0.0% (0)	0.8% (2)	1.65	252
I am informed on a regular basis about my child's academic progress.	41.3% (104)	48.8% (123)	8.7% (22)	0.8% (2)	0.4% (1)	1.69	252
I use SmartWeb as a way of checking my student's academic progress and performance.(Applies only to middle and high school students.)	38.2% (96)	35.1% (88)	15.5% (39)	2.8% (7)	8.4% (21)	1.81	251
I am informed about the Title I program at my child's school and the required Title I parent notifications such as the Parent Involvement Plan and Compact.	23.1% (58)	47.4% (119)	21.5% (54)	3.2% (8)	4.8% (12)	2.05	251
I have the opportunity to provide input in the decision making process regarding parent programs and funding at my child's school and district.	18.7% (46)	48.8% (120)	24.0% (59)	2.4% (6)	6.1% (15)	2.11	246
I have been informed of opportunities to participate in the school, such as PTO, School Council or Parent Action Team.	27.1% (68)	54.2% (136)	11.2% (28)	5.2% (13)	2.4% (6)	1.94	251
I am comfortable talking with administrators,teachers,and staff members at my child's school.	42.9% (108)	48.0% (121)	7.1% (18)	0.8% (2)	1.2% (3)	1.65	252
School administrators and teachers welcome parental involvement and volunteerism.	34.1% (85)	54.6% (136)	6.0% (15)	1.2% (3)	4.0% (10)	1.73	249

Overall, I feel I am welcomed in my child's school.	44.2% (111)	49.4% (124)	4.8% (12)	0.4% (1)	1.2% (3)	1.61	251
My child's school offers workshops or activities that educate/inform parents about the curriculum and educational goals.	26.9% (67)	53.8% (134)	12.4% (31)	0.8% (2)	6.0% (15)	1.86	249
I am informed in a timely manner about parent activities and events.	27.8% (70)	54.4% (137)	11.5% (29)	2.8% (7)	3.6% (9)	1.89	252
Parent activities and workshops are offered at various times.	21.9% (54)	48.2% (119)	17.0% (42)	1.6% (4)	11.3% (28)	1.98	247
The parent activities and opportunities are useful and beneficial.	24.4% (60)	50.4% (124)	8.9% (22)	1.6% (4)	14.6% (36)	1.86	246
My child's school provides various activities/events that allow me to volunteer my time and services.	24.3% (60)	49.0% (121)	17.4% (43)	0.8% (2)	8.5% (21)	1.94	247
I am aware of the Parent Resource/Information Center in my child's school.	23.2% (58)	43.2% (108)	26.4% (66)	2.8% (7)	4.4% (11)	2.09	250
I am familiar with the system-wide "Be There" campaign for parental involvement.	18.1% (45)	33.1% (82)	35.1% (87)	7.3% (18)	6.5% (16)	2.34	248
answered question							253
skipped question							0




2. How do you think family/parent involvement can be improved at your child's school or at the district level?

Response Count
71
answered question
71
skipped question
182

3. I would benefit from additional workshops in: (Check all that apply.)

		Response Percent	Response Count
Record of Progress (K,1,2,3)		8.7%	13
Standards-Based Classrooms		12.8%	19
SmartWeb Grading System		28.9%	43
Subject Area Workshops (Math, Language Arts, Science, Social Studies)		40.9%	61
Assessments (CRCT, High School Graduation Test, End-of-Course Tests)		41.6%	62
English Language Learners		12.8%	19
Helping with Homework		38.9%	58
Computers and Technology		28.2%	42
Adult Literacy and GED		4.0%	6
Community Resources		17.4%	26
Parenting Skills		12.1%	18
School Volunteering		26.2%	39
	Other (please specify)		9
		answered question	149
		skipped question	104

4. Please select the Title I school your child attends.

		Response Percent	Response Count
Centerville Elementary		0.0%	0
Eagle Springs Elementary		0.0%	0
Kings Chapel Elementary		0.0%	0
Lindsey Elementary		0.0%	0
Linwood Elementary		0.0%	0
Miller Elementary		0.0%	0
Morningside Elementary		0.0%	0
Northside Elementary		0.0%	0
Parkwood Elementary		0.0%	0
Perry Primary		0.0%	0
Russell Elementary		0.4%	1
Shirley Hills Elementary		0.0%	0
Pearl Stephens Elementary		0.4%	1
Tucker Elementary		0.0%	0
Westside Elementary		0.0%	0
Huntington Middle		100.0%	253
Northside Middle		0.0%	0
Perry Middle		0.0%	0
Thomson Middle		0.0%	0
Warner Robins Middle		0.0%	0
Northside High		0.0%	0
Warner Robins High		0.0%	0
Perry High		0.0%	0

answered question	253
--------------------------	------------

skipped question	0
-------------------------	----------