

# Title 1 Parent Satisfaction Survey, 2011



1. Please read each statement below, and indicate how much you agree or disagree.













	Strongly Agree	Agree	Disagree	Strongly Disagree	N/A	Rating Average	Response Count
My school has high expectations for student achievement.	<b>73.8%</b> <b>(312)</b>	26.0% (110)	0.2% (1)	0.0% (0)	0.0% (0)	1.26	423
I understand the curriculum/academic requirements for my child's grade level.	<b>59.3%</b> <b>(249)</b>	38.6% (162)	1.9% (8)	0.2% (1)	0.0% (0)	1.43	420
I am informed on a regular basis about my child's academic progress.	<b>61.3%</b> <b>(257)</b>	34.6% (145)	3.1% (13)	0.5% (2)	0.5% (2)	1.42	419
I use SmartWeb as a way of checking my student's academic progress and performance.(Applies only to middle and high school students.)	8.9% (37)	13.0% (54)	4.8% (20)	1.0% (4)	<b>72.3%</b> <b>(300)</b>	1.92	415
I am informed about the Title I program at my child's school and the required Title I parent notifications such as the Parent Involvement Plan and Compact.	42.4% (177)	<b>46.8%</b> <b>(195)</b>	7.7% (32)	0.7% (3)	2.4% (10)	1.66	417
I have the opportunity to provide input in the decision making process regarding parent programs and funding at my child's school and district.	41.6% (171)	<b>48.4%</b> <b>(199)</b>	6.1% (25)	0.5% (2)	3.4% (14)	1.64	411
I have been informed of opportunities to participate in the school, such as PTO, School Council or Parent Action Team.	<b>62.9%</b> <b>(264)</b>	35.2% (148)	1.0% (4)	0.5% (2)	0.5% (2)	1.39	420
I am comfortable talking with administrators,teachers,and staff members at my child's school.	<b>72.5%</b> <b>(306)</b>	26.5% (112)	0.7% (3)	0.0% (0)	0.2% (1)	1.28	422
School administrators and teachers welcome parental involvement and volunteerism.	<b>71.8%</b> <b>(301)</b>	27.9% (117)	0.2% (1)	0.0% (0)	0.0% (0)	1.28	419

Overall, I feel I am welcomed in my child's school.	<b>76.5%</b> <b>(323)</b>	22.5% (95)	0.7% (3)	0.0% (0)	0.2% (1)	1.24	422
My child's school offers workshops or activities that educate/inform parents about the curriculum and educational goals.	<b>58.6%</b> <b>(246)</b>	37.6% (158)	2.4% (10)	0.2% (1)	1.2% (5)	1.44	420
I am informed in a timely manner about parent activities and events.	<b>62.7%</b> <b>(264)</b>	33.5% (141)	3.3% (14)	0.0% (0)	0.5% (2)	1.40	421
Parent activities and workshops are offered at various times.	<b>58.2%</b> <b>(242)</b>	38.0% (158)	3.1% (13)	0.0% (0)	0.7% (3)	1.45	416
The parent activities and opportunities are useful and beneficial.	<b>54.4%</b> <b>(227)</b>	40.8% (170)	2.2% (9)	0.0% (0)	2.6% (11)	1.46	417
My child's school provides various activities/events that allow me to volunteer my time and services.	<b>62.0%</b> <b>(259)</b>	34.7% (145)	1.0% (4)	0.0% (0)	2.4% (10)	1.38	418
I am aware of the Parent Resource/Information Center in my child's school.	<b>50.2%</b> <b>(210)</b>	38.0% (159)	9.3% (39)	0.7% (3)	1.7% (7)	1.60	418
I am familiar with the system-wide "Be There" campaign for parental involvement.	32.7% (135)	<b>36.1%</b> <b>(149)</b>	24.0% (99)	1.5% (6)	5.8% (24)	1.94	413
<b>answered question</b>							<b>423</b>
<b>skipped question</b>							<b>0</b>




## 2. How do you think family/parent involvement can be improved at your child's school or at the district level?

Response Count
123
<b>answered question</b>
<b>123</b>
<b>skipped question</b>
<b>300</b>

**3. I would benefit from additional workshops in: (Check all that apply.)**

		<b>Response Percent</b>	<b>Response Count</b>
Record of Progress (K,1,2,3)		22.9%	51
Standards-Based Classrooms		16.1%	36
SmartWeb Grading System		21.5%	48
Subject Area Workshops (Math, Language Arts, Science, Social Studies)		37.2%	83
Assessments (CRCT, High School Graduation Test, End-of-Course Tests)		30.9%	69
English Language Learners		15.7%	35
<b>Helping with Homework</b>		<b>44.4%</b>	<b>99</b>
Computers and Technology		22.4%	50
Adult Literacy and GED		6.7%	15
Community Resources		11.7%	26
Parenting Skills		16.6%	37
School Volunteering		12.6%	28
	Other (please specify)		11
		<b>answered question</b>	<b>223</b>
		<b>skipped question</b>	<b>200</b>

4. Please select the Title I school your child attends.

		Response Percent	Response Count
Centerville Elementary		0.0%	0
Eagle Springs Elementary		0.0%	0
<b>Kings Chapel Elementary</b>		<b>100.0%</b>	<b>423</b>
Lindsey Elementary		0.0%	0
Linwood Elementary		0.0%	0
Miller Elementary		0.0%	0
Morningside Elementary		0.0%	0
Northside Elementary		0.0%	0
Parkwood Elementary		0.0%	0
Perry Primary		0.0%	0
Russell Elementary		0.0%	0
Shirley Hills Elementary		0.0%	0
Pearl Stephens Elementary		0.0%	0
Tucker Elementary		0.0%	0
Westside Elementary		0.0%	0
Huntington Middle		0.0%	0
Northside Middle		0.0%	0
Perry Middle		0.9%	4
Thomson Middle		0.0%	0
Warner Robins Middle		0.0%	0
Northside High		0.0%	0
Warner Robins High		0.0%	0
Perry High		0.5%	2

<b>answered question</b>	<b>423</b>
--------------------------	------------

<b>skipped question</b>	<b>0</b>
-------------------------	----------