

Title 1 Parent Satisfaction Survey, 2011



1. Please read each statement below, and indicate how much you agree or disagree.













	Strongly Agree	Agree	Disagree	Strongly Disagree	N/A	Rating Average	Response Count
My school has high expectations for student achievement.	46.5% (40)	53.5% (46)	0.0% (0)	0.0% (0)	0.0% (0)	1.53	86
I understand the curriculum/academic requirements for my child's grade level.	47.1% (41)	51.7% (45)	1.1% (1)	0.0% (0)	0.0% (0)	1.54	87
I am informed on a regular basis about my child's academic progress.	44.8% (39)	48.3% (42)	5.7% (5)	0.0% (0)	1.1% (1)	1.60	87
I use SmartWeb as a way of checking my student's academic progress and performance.(Applies only to middle and high school students.)	13.3% (11)	25.3% (21)	9.6% (8)	4.8% (4)	47.0% (39)	2.11	83
I am informed about the Title I program at my child's school and the required Title I parent notifications such as the Parent Involvement Plan and Compact.	34.9% (30)	53.5% (46)	4.7% (4)	1.2% (1)	5.8% (5)	1.70	86
I have the opportunity to provide input in the decision making process regarding parent programs and funding at my child's school and district.	26.7% (23)	48.8% (42)	14.0% (12)	1.2% (1)	9.3% (8)	1.88	86
I have been informed of opportunities to participate in the school, such as PTO, School Council or Parent Action Team.	44.2% (38)	50.0% (43)	4.7% (4)	0.0% (0)	1.2% (1)	1.60	86
I am comfortable talking with administrators,teachers,and staff members at my child's school.	57.0% (49)	40.7% (35)	2.3% (2)	0.0% (0)	0.0% (0)	1.45	86
School administrators and teachers welcome parental involvement and volunteerism.	56.5% (48)	42.4% (36)	1.2% (1)	0.0% (0)	0.0% (0)	1.45	85

Overall, I feel I am welcomed in my child's school.	58.1% (50)	40.7% (35)	1.2% (1)	0.0% (0)	0.0% (0)	1.43	86
My child's school offers workshops or activities that educate/inform parents about the curriculum and educational goals.	34.9% (30)	54.7% (47)	7.0% (6)	0.0% (0)	3.5% (3)	1.71	86
I am informed in a timely manner about parent activities and events.	34.9% (30)	50.0% (43)	9.3% (8)	1.2% (1)	4.7% (4)	1.76	86
Parent activities and workshops are offered at various times.	25.9% (22)	60.0% (51)	7.1% (6)	2.4% (2)	4.7% (4)	1.85	85
The parent activities and opportunities are useful and beneficial.	31.4% (27)	61.6% (53)	2.3% (2)	0.0% (0)	4.7% (4)	1.70	86
My child's school provides various activities/events that allow me to volunteer my time and services.	32.9% (28)	63.5% (54)	1.2% (1)	0.0% (0)	2.4% (2)	1.67	85
I am aware of the Parent Resource/Information Center in my child's school.	34.5% (29)	53.6% (45)	7.1% (6)	1.2% (1)	3.6% (3)	1.74	84
I am familiar with the system-wide "Be There" campaign for parental involvement.	21.0% (17)	42.0% (34)	21.0% (17)	3.7% (3)	12.3% (10)	2.08	81
answered question							87
skipped question							0



2. How do you think family/parent involvement can be improved at your child's school or at the district level?

Response Count	
29	
answered question	29
skipped question	58

3. I would benefit from additional workshops in: (Check all that apply.)

		Response Percent	Response Count
Record of Progress (K,1,2,3)		35.9%	23
Standards-Based Classrooms		15.6%	10
SmartWeb Grading System		34.4%	22
Subject Area Workshops (Math, Language Arts, Science, Social Studies)		39.1%	25
Assessments (CRCT, High School Graduation Test, End-of- Course Tests)		39.1%	25
English Language Learners		7.8%	5
Helping with Homework		39.1%	25
Computers and Technology		31.3%	20
Adult Literacy and GED		18.8%	12
Community Resources		23.4%	15
Parenting Skills		14.1%	9
School Volunteering		25.0%	16
	Other (please specify)		4
answered question			64
skipped question			23

4. Please select the Title I school your child attends.

		Response Percent	Response Count
Centerville Elementary		0.0%	0
Eagle Springs Elementary		0.0%	0
Kings Chapel Elementary		0.0%	0
Lindsey Elementary		0.0%	0
Linwood Elementary		0.0%	0
Miller Elementary		0.0%	0
Morningside Elementary		0.0%	0
Northside Elementary		0.0%	0
Parkwood Elementary		0.0%	0
Perry Primary		0.0%	0
Russell Elementary		0.0%	0
Shirley Hills Elementary		0.0%	0
Pearl Stephens Elementary		100.0%	87
Tucker Elementary		0.0%	0
Westside Elementary		0.0%	0
Huntington Middle		1.1%	1
Northside Middle		0.0%	0
Perry Middle		0.0%	0
Thomson Middle		0.0%	0
Warner Robins Middle		0.0%	0
Northside High		0.0%	0
Warner Robins High		0.0%	0
Perry High		0.0%	0

answered question	87
--------------------------	-----------

skipped question	0
-------------------------	----------