

# Title 1 Parent Satisfaction Survey, 2011



1. Please read each statement below, and indicate how much you agree or disagree.













	Strongly Agree	Agree	Disagree	Strongly Disagree	N/A	Rating Average	Response Count
My school has high expectations for student achievement.	48.2% (95)	<b>49.2% (97)</b>	0.5% (1)	0.0% (0)	2.0% (4)	1.51	197
I understand the curriculum/academic requirements for my child's grade level.	43.7% (86)	<b>53.3% (105)</b>	2.5% (5)	0.0% (0)	0.5% (1)	1.59	197
I am informed on a regular basis about my child's academic progress.	42.5% (82)	<b>52.8% (102)</b>	3.1% (6)	0.5% (1)	1.0% (2)	1.61	193
I use SmartWeb as a way of checking my student's academic progress and performance.(Applies only to middle and high school students.)	8.5% (16)	24.5% (46)	16.5% (31)	1.1% (2)	<b>49.5% (93)</b>	2.20	188
I am informed about the Title I program at my child's school and the required Title I parent notifications such as the Parent Involvement Plan and Compact.	31.6% (61)	<b>49.7% (96)</b>	10.9% (21)	1.0% (2)	6.7% (13)	1.80	193
I have the opportunity to provide input in the decision making process regarding parent programs and funding at my child's school and district.	30.6% (59)	<b>51.8% (100)</b>	8.8% (17)	2.1% (4)	6.7% (13)	1.81	193
I have been informed of opportunities to participate in the school, such as PTO, School Council or Parent Action Team.	44.1% (86)	<b>52.8% (103)</b>	1.0% (2)	0.5% (1)	1.5% (3)	1.57	195
I am comfortable talking with administrators,teachers,and staff members at my child's school.	<b>50.0% (98)</b>	45.9% (90)	2.0% (4)	1.0% (2)	1.0% (2)	1.54	196
School administrators and teachers welcome parental involvement and volunteerism.	<b>49.5% (96)</b>	48.5% (94)	1.5% (3)	0.5% (1)	0.0% (0)	1.53	194

Overall, I feel I am welcomed in my child's school.	<b>56.9%</b> <b>(112)</b>	40.1% (79)	2.0% (4)	1.0% (2)	0.0% (0)	1.47	197
My child's school offers workshops or activities that educate/inform parents about the curriculum and educational goals.	44.1% (86)	<b>51.8%</b> <b>(101)</b>	2.6% (5)	1.0% (2)	0.5% (1)	1.60	195
I am informed in a timely manner about parent activities and events.	44.9% (88)	<b>50.5%</b> <b>(99)</b>	2.6% (5)	1.5% (3)	0.5% (1)	1.61	196
Parent activities and workshops are offered at various times.	37.6% (74)	<b>51.8%</b> <b>(102)</b>	6.6% (13)	1.0% (2)	3.0% (6)	1.70	197
The parent activities and opportunities are useful and beneficial.	37.1% (72)	<b>51.5%</b> <b>(100)</b>	5.2% (10)	1.0% (2)	5.2% (10)	1.68	194
My child's school provides various activities/events that allow me to volunteer my time and services.	34.5% (68)	<b>57.9%</b> <b>(114)</b>	3.0% (6)	0.5% (1)	4.1% (8)	1.68	197
I am aware of the Parent Resource/Information Center in my child's school.	42.3% (83)	<b>47.4%</b> <b>(93)</b>	7.7% (15)	1.5% (3)	1.0% (2)	1.68	196
I am familiar with the system-wide "Be There" campaign for parental involvement.	31.1% (61)	<b>40.3%</b> <b>(79)</b>	20.4% (40)	2.0% (4)	6.1% (12)	1.93	196
<b>answered question</b>							<b>197</b>
<b>skipped question</b>							<b>0</b>

**2. How do you think family/parent involvement can be improved at your child's school or at the district level?**

<b>Response Count</b>	
43	
<b>answered question</b>	<b>43</b>
<b>skipped question</b>	<b>154</b>

**3. I would benefit from additional workshops in: (Check all that apply.)**


		<b>Response Percent</b>	<b>Response Count</b>
Record of Progress (K,1,2,3)		27.1%	32
Standards-Based Classrooms		18.6%	22
SmartWeb Grading System		29.7%	35
Subject Area Workshops (Math, Language Arts, Science, Social Studies)		39.0%	46
Assessments (CRCT, High School Graduation Test, End-of-Course Tests)		30.5%	36
English Language Learners		21.2%	25
<b>Helping with Homework</b>		<b>41.5%</b>	<b>49</b>
Computers and Technology		30.5%	36
Adult Literacy and GED		27.1%	32
Community Resources		23.7%	28
Parenting Skills		26.3%	31
School Volunteering		23.7%	28

Other (please specify) 5

**answered question 118**

**skipped question 79**

4. Please select the Title I school your child attends.

		Response Percent	Response Count
Centerville Elementary		0.0%	0
Eagle Springs Elementary		0.0%	0
Kings Chapel Elementary		0.0%	0
Lindsey Elementary		0.0%	0
Linwood Elementary		0.0%	0
Miller Elementary		0.0%	0
Morningside Elementary		0.0%	0
Northside Elementary		0.0%	0
<b>Parkwood Elementary</b>		<b>100.0%</b>	<b>197</b>
Perry Primary		0.0%	0
Russell Elementary		0.0%	0
Shirley Hills Elementary		0.0%	0
Pearl Stephens Elementary		0.0%	0
Tucker Elementary		0.0%	0
Westside Elementary		0.0%	0
Huntington Middle		0.0%	0
Northside Middle		0.0%	0
Perry Middle		0.0%	0
Thomson Middle		0.0%	0
Warner Robins Middle		0.0%	0
Northside High		0.0%	0
Warner Robins High		0.0%	0
Perry High		0.0%	0

<b>answered question</b>	<b>197</b>
--------------------------	------------

<b>skipped question</b>	<b>0</b>
-------------------------	----------